



TYPING WORKSHEET

Name: _____

LESSON 2

Date: _____

Left Hand Practice



In this lesson, we will practice the keys your **LEFT HAND** uses.
Remember: Keep your fingers on the home row!



1. Left Hand Keys

These are the keys for your left hand.
Find them on your keyboard and color the keys below.

- Little Finger
- Ring Finger
- Middle Finger
- Index Finger
- Thumb



Left Hand

Right Hand (Thumb)

2. Practice Lines

Type each line using the left hand keys.

a a a a a

a a a a a a a a a a a a

s s s s s

s s s s s s s s s s s s

d d d d d

d d d d d d d d d d d d

f f f f f f

f f f f f f f f f f f f

a s d f a s d f

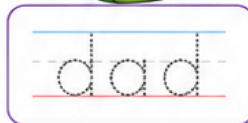


a s d f a s d f a s d f a s d f

f d s a f d s a

f d s a f d s a f d s a f d s a

3. Fun Practice

Type each word using the left hand keys.



Great Job! Keep practicing!

